



The best solutions for your home

Thasmai Automation Pvt Ltd

1, Swarnadri, 4th Main, 2nd Cross, RMV 2nd Stage,
2nd Block, KGE Layout, Sanjaynagara, Bangaluru - 94
Karnataka, India.

Toll free no: 1800-3000-0858

Ph no: +91 80 2351 0314

Mail : sales@thasmai.in

Web: www.thasmai.in



Light Automation Solutions...

Save Energy! Save Money



Energy saved is Energy earned!

Thasmai Light Automation

Helping you save energy and get more productivity

THASMAI WITH PHILIPS

INTRODUCES

Light Automation Solutions



Global Energy Consumption

Based on current global energy consumption, world energy demand to increase 50% by 2030.

Consumed in a typical commercial building. It is possible to reduce lighting energy consumption by as much as 55% with the help of lighting controls. By going the extra mile to ensure energy savings, your company not only gains on Return on investment but also gains credence in your contribution towards a greener and sustainable environment.



Buildings consume 30% of Worlds Energy



Artificial Lighting contributes 30%



What is Light Automation?

Most commercial spaces are over-lit, leading to wasted energy usage. But over-lit spaces can also affect the productivity of employees. Too much daylight or electric light can make even the most fundamental tasks, such as computer work, uncomfortable and difficult to perform. By incorporating lighting based on task performance and providing personal control of lighting and shading, commercial spaces can realize measurable effects on employee productivity and motivation. In addition, employees typically dim the lights when given personal control, further increasing energy savings.

Light Automation hence ensures each employee can get his/her preferred setting to inspire highest efficiency and output from the overall team.



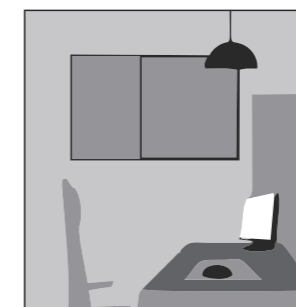

Light Automation consists of 2 levels

- Stand Alone System
- Networked Control Systems



■ Stand Alone System

In standalone systems, every light is connected to a sensor, which acts as a switch. Switches on sensing a person's presence, and switches off on detecting absence.

Occupancy Sensing



Daylight Sensing



The Philips Advantage

Coverage area for other sensors is circular, Philips covers rectangular spaces. Show in graphical way how circular misses out and rectangle doesn't allow 'dark spots' in office

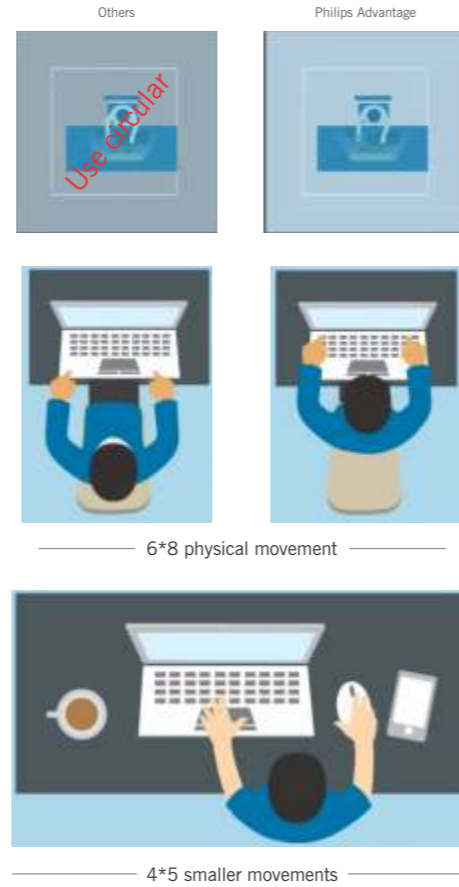
Regular sensors detect only physical movement, subtle movements noted. Graphical- Other sensors- uniform detection, Philips allows for 2 levels of differentiation

- 6*8 m physical movement
- 4*5 smaller movements like typing etc are captured

China or US/Europe- Sensor based on heat detection, operating conditions are very different in actual Indian climates. Whereas Philips sensors are manufactured in India (Bangalore) keeping **Indian weather conditions in mind**


Thasmai Light Automation also Offers ceiling mounted, false ceiling, and wall mounted options. Wall mounted covers upto 12 m, and can be used for corridors/passages and old buildings with higher ceilings

Another type of standalone considers occupancy as well as lux level (graphical describe how sun light, existing light etc can on/off the lights)



Ceiling Mounted

Wall Mounted



DALI

Digitally Addressable Lighting Interface

Each light / ballast can be individually addressed. Adjust each light / Ballast individually. Individual lights can be dimmed / brightened as per program.



Individual lights can be programmed with any factors.

One Light 80%

One is 60%



Switches off after 6-PM



Switches off after 9-PM





Light Automation

■ Network Controlled Systems

DALI
(Digitally Addressable Lighting Interface)

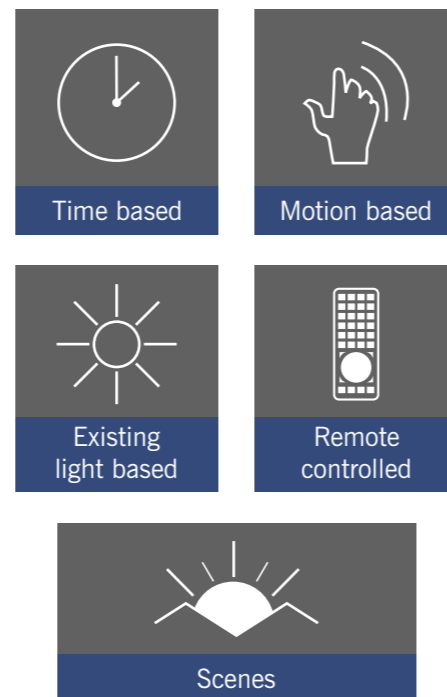
ballast system – each light/ballast can be individually addressed. Individual lights can be dimmed/brightened as per program.

- Time based
- Motion based
- Existing light based
- Remote controlled
- Scenes

can be set according to customized modules.

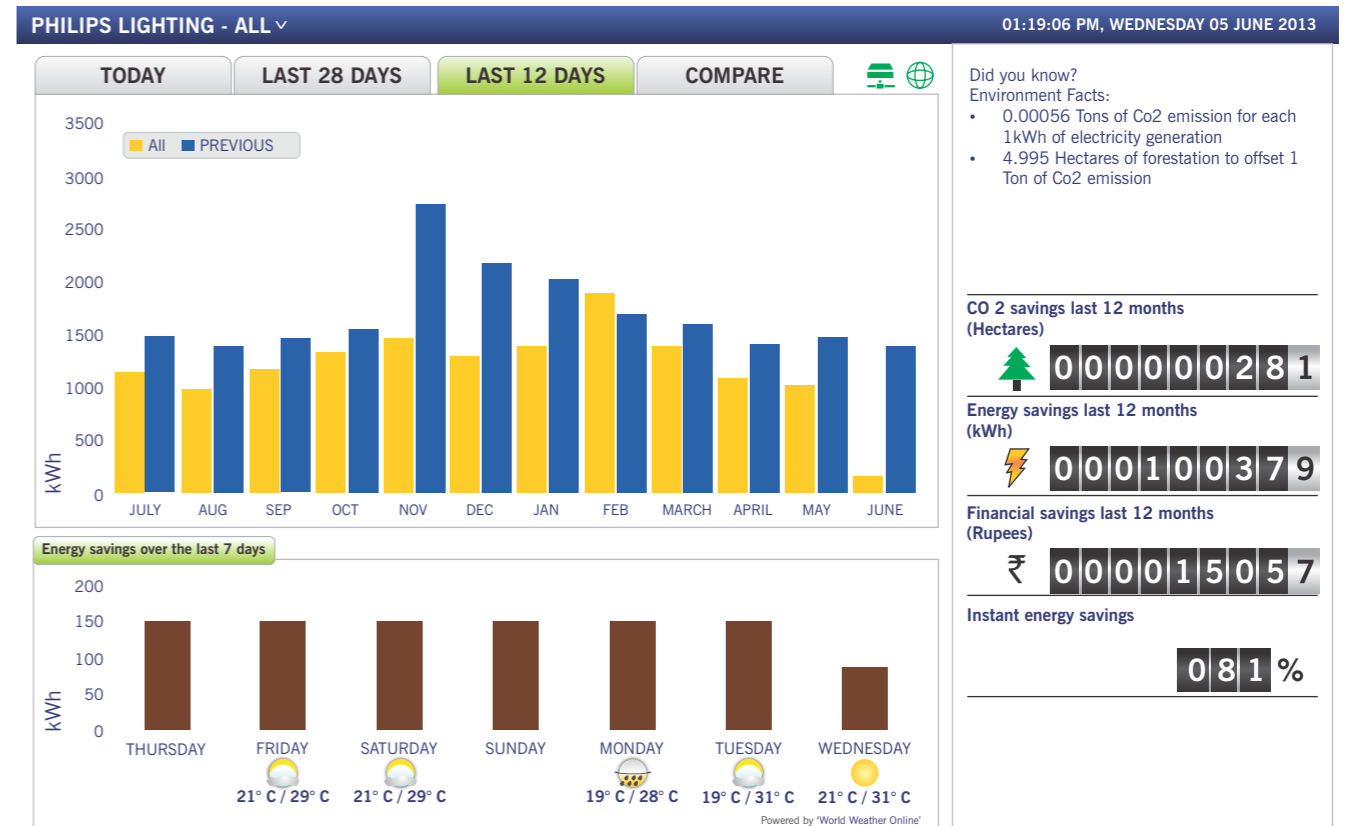
Individual lights can be programmed with any factors (one light 80%, one is 60%), (one light switches off after 6PM, 9Pm alternate lights), remotely switch on/off, program intensity of individual lights.

Reporting- Energy reports per floor/department/timing/area to show consumption and energy saving data real time.



Energy Dashboard

PHILIPS



Controlling software from individual system
(GUI is at individual desktop level, if programmed that way).